

Instructions for The Quick Probe Model QPDP300 The "Viper" - Dual Test Point Head

Specifications :

Connection Point

.025 Square x .100" Header
or
2-position .100" x .025 Square
Header

Adjustable Tip Spacing (Pitch)

.020" to .180"
(.5mm to 4.5mm)

Pin Specs:


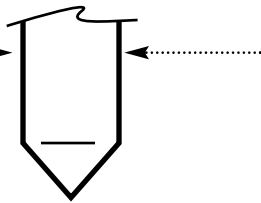
.014" Ø

.025 travel"


50Ω resistance

Gold Plated


Spring load 1.39 oz (39 grams)




To adjust the pitch (spacing) of the QPDP300 probe tips:



1. Loosen lock screw (A) using
.050" hex wrench



2. Turn adjustment screw (B) using
.035" hex wrench.
- Counterclockwise to increase pitch
- Clockwise to decrease pitch



3. Tighten lock screw (A)



AG Devices of Colorado, Inc.

9595 Hwy 65, Austin, CO 81410